



ಬೃಹತ್ ಬೆಂಗಳೂರು ಮಹಾನಗರ ಪಾಲಿಕೆ
Bruhat Bengaluru Mahanagara Palike



BBMP COVID-19 WAR ROOM 19.11.2022



OVERVIEW OF COVID-19 IN BENGALURU



CASE TRENDS ACTIVE CASES **1,385**

<u>Confirmed Cases</u> 37 18,75,813 #	<u>Recovered Cases</u> 119 18,57,438 #	<u>Death Cases</u> 0 16,990 #
--	---	--

HOSPITALIZATION **2**

<u>ICU – V</u> -	<u>ICU</u> -	<u>HDU</u> -	<u>General</u> 2
---------------------	-----------------	-----------------	----------------------------

INCLUDES GOVT. QUOTA AND PRIVATE WALK-IN HOSPITALIZATION

VACCINATION **463** 2,04,88,546 #

<u>First Dose</u> 46 96,79,020 #	<u>Second Dose</u> 61 94,82,926 #	<u>Precaution Dose</u> 356 13,26,600 #
---	--	---

TRIAGING

MTU
3

Tele Triage
33

ACTIVE CZs **0**

MCZs (< 5 cases)
0

Clusters (> 5 cases)
0

TESTING **955** 3,19,72,262 #

<u>Positivity : 2.68%</u> <small>*FOR LAST 7 DAYS</small>	<u>RAT</u> 147	<u>RTPCR</u> 808
--	--------------------------	----------------------------

: indicates cumulative numbers till date



ABSTRACT OF COVID-19 SCENARIO IN BENGALURU


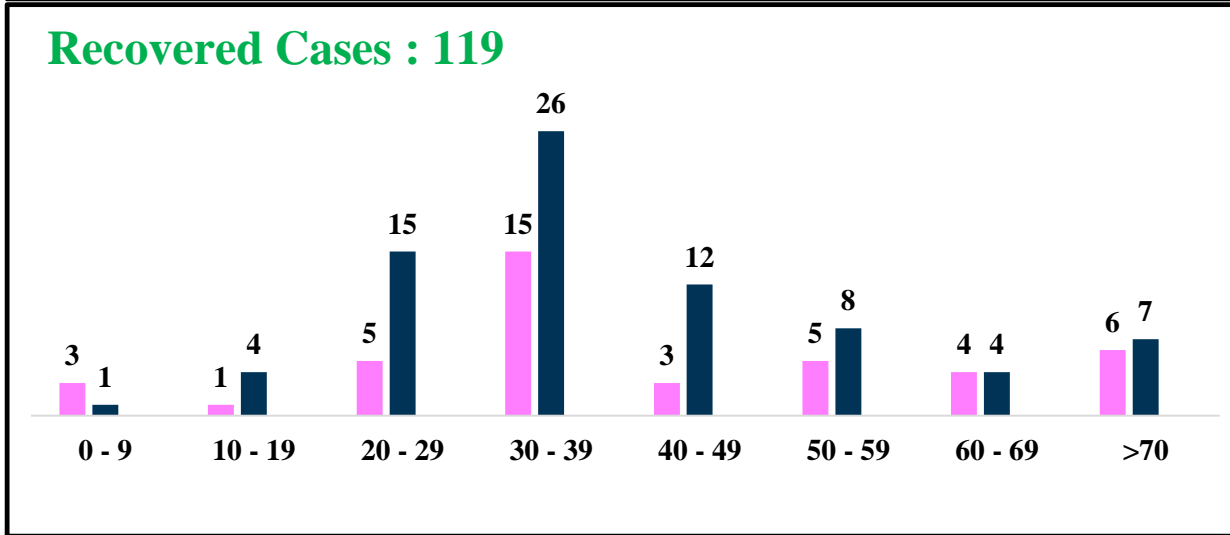
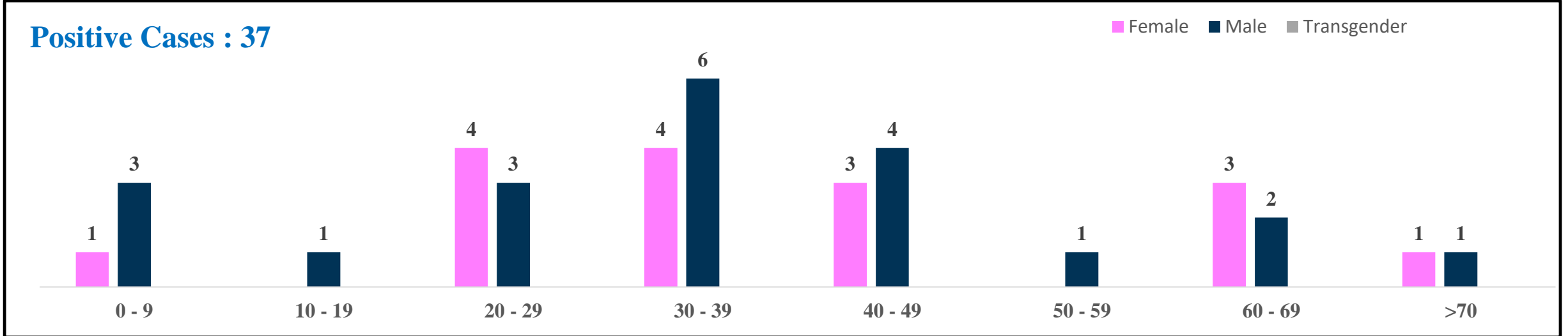


	MALE			FEMALE			TRANSGENDER			TOTAL		
	Last 24 Hours	Last 7 Days	Cumulative	Last 24 Hours	Last 7 Days	Cumulative	Last 24 Hours	Last 7 Days	Cumulative	Last 24 Hours	Last 7 Days	Cumulative
Positive Cases	21	131	11,05,409	16	99	7,69,512	0	0	196	37	230	18,75,813
Recovered Cases	77	206	10,93,622	42	181	7,63,722	0	0	187	119	387	18,57,438
Death Cases	0	0	10,760	0	0	6,226	0	0	4	0	0	16,990
Total Tests Done	In Last 24 hrs. : 955			In last 7 days : 9,958			Cumulative : 3,19,72,262					
Vaccine Doses Administered	In Last 24 hrs. : 463			In last 7 days : 4,755			Cumulative : 2,04,88,546					
ACTIVE CASES									1,385			

*Covid deaths occurred today : 00 | Covid deaths occurred beyond last 24hrs., reported today : 00



LAST 24 HOURS AGE GROUP AND GENDER WISE DISTRIBUTION

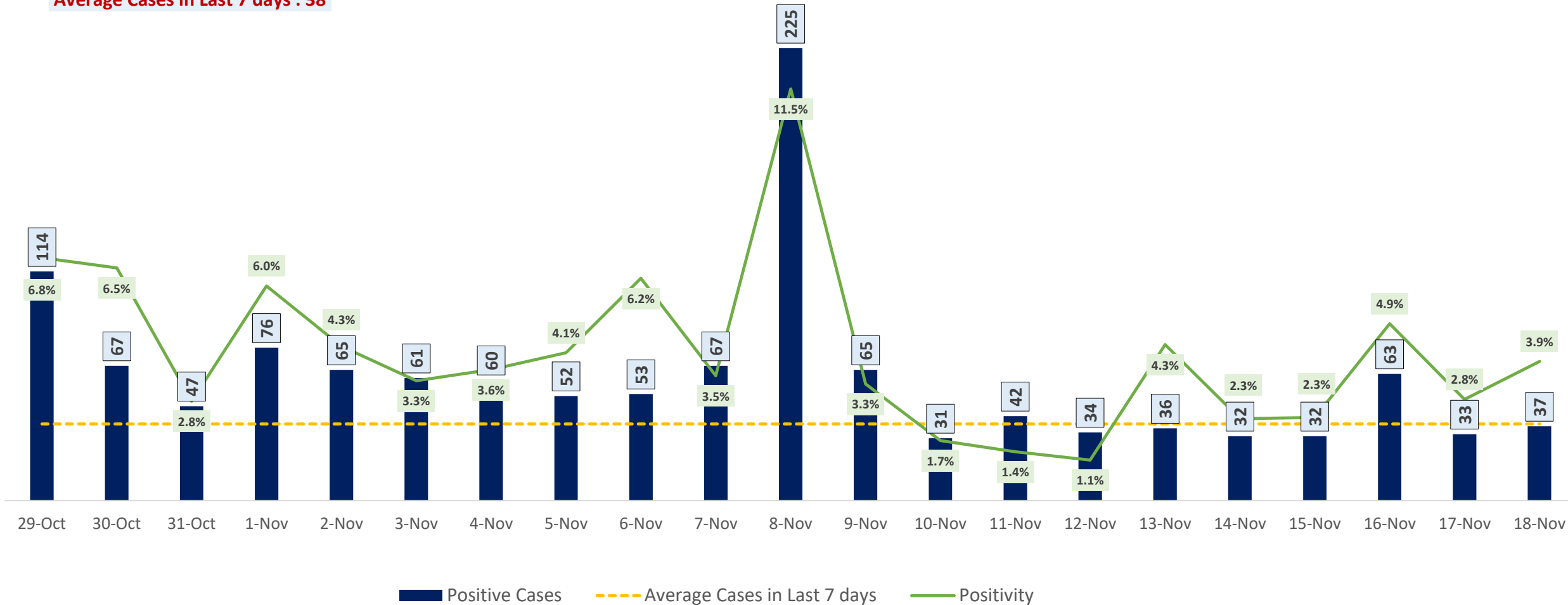




POSITIVITY RATE OF BENGALURU – LAST 21 DAYS



Average Cases in Last 7 days : 38

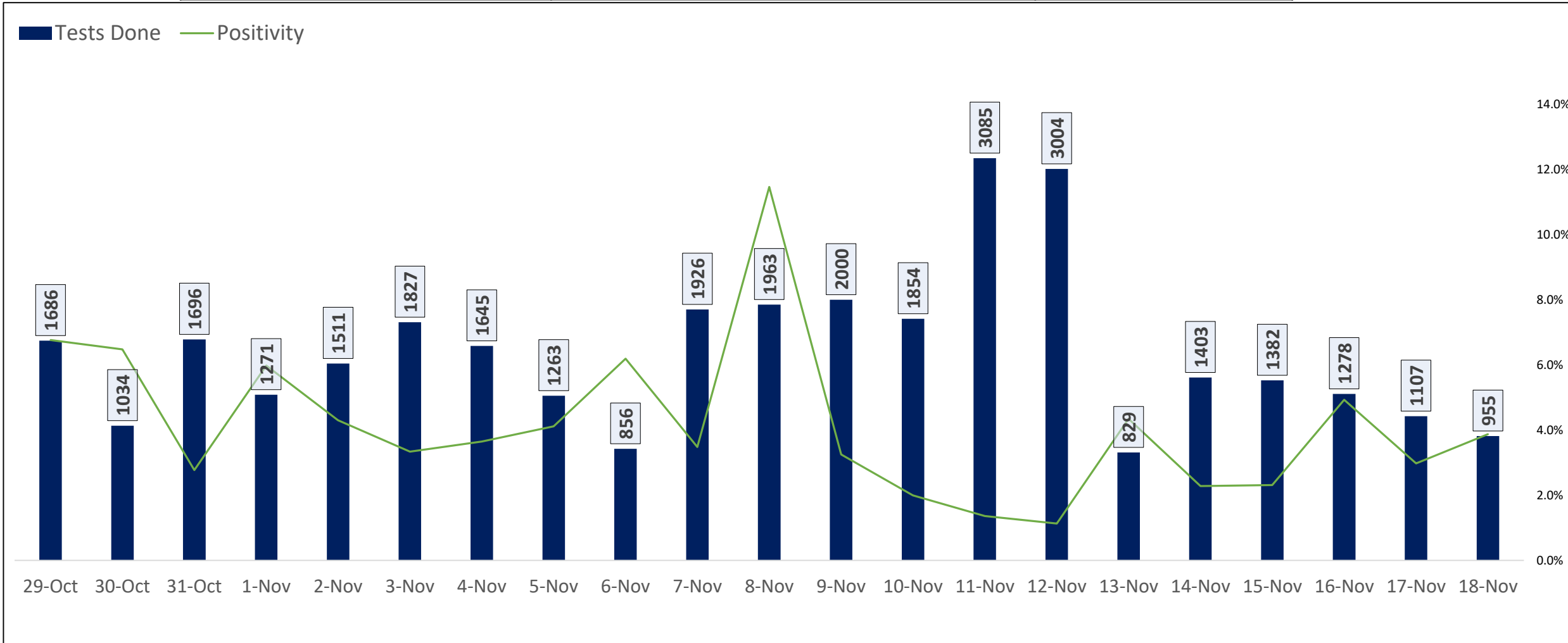




TESTING TRENDS IN BENGALURU

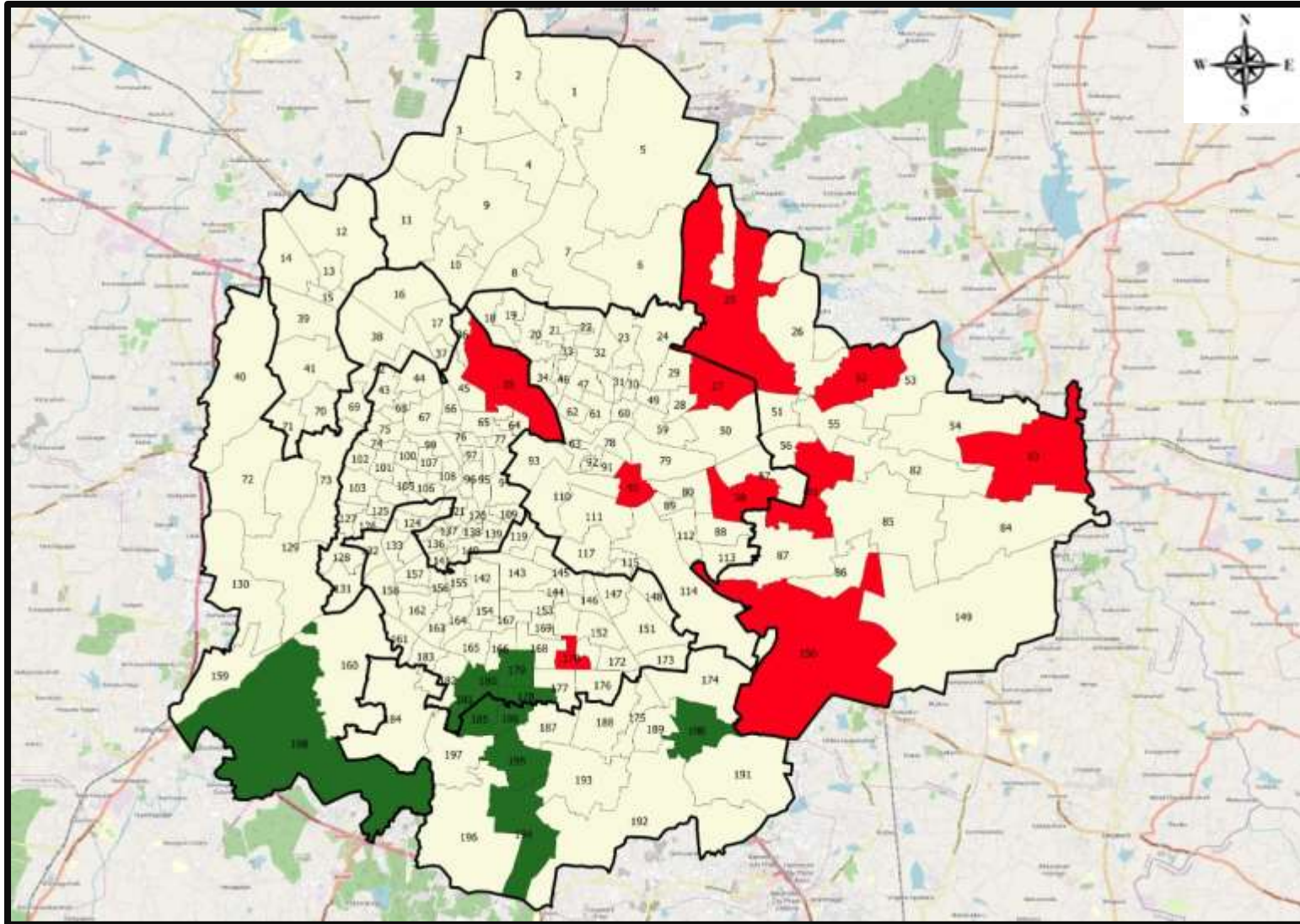


Total Test Conducted Till Date	Test Conducted Last 24 hours	Last 7 Days Average
3,19,72,262	955	1,423





BENGALURU URBAN MAP SHOWING TREND OF POSITIVE CASES IN LAST 7 DAYS



Top 10 wards reporting highest number of positive cases in last 10 days

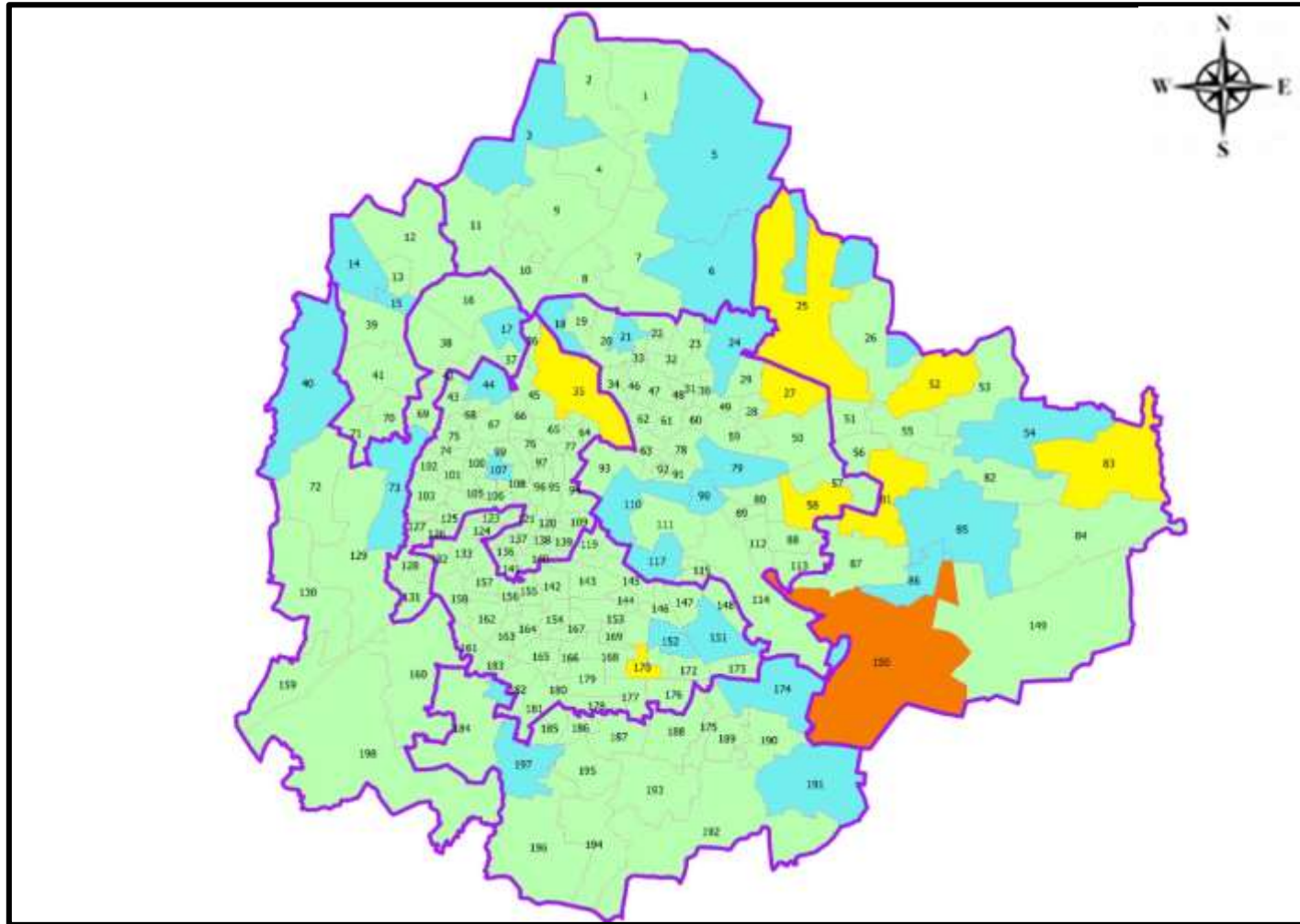
Ward No.	Ward Name	Daily Cases Average
150	Bellanduru	2
58	New Tippasandra	1
83	Kadugodi	1
170	Jayanagar East	1
25	Horamavu	1
27	Banasavadi	1
35	Aramane Nagar	1
52	K R Pura	1
81	Vijnana Nagar	1
90	Halsoor	1







Top 10 wards reporting least number of positive cases in last 7 days

Ward No.	Ward Name	Daily Cases Average
198	Hemmigepura	0
195	Konanakunte	0
194	Gottigere	0
190	Mangammanapalya	0
186	Jaraganahalli	0
185	Yelchenahalli	0
181	Kumaraswamy Layout	0
180	Banashankari Temple Ward	0
179	Shakambari Nagar	0
178	Sarakki	0



BENGALURU MAP SHOWING INTENSITY OF POSITIVE CASES IN LAST 7 DAYS



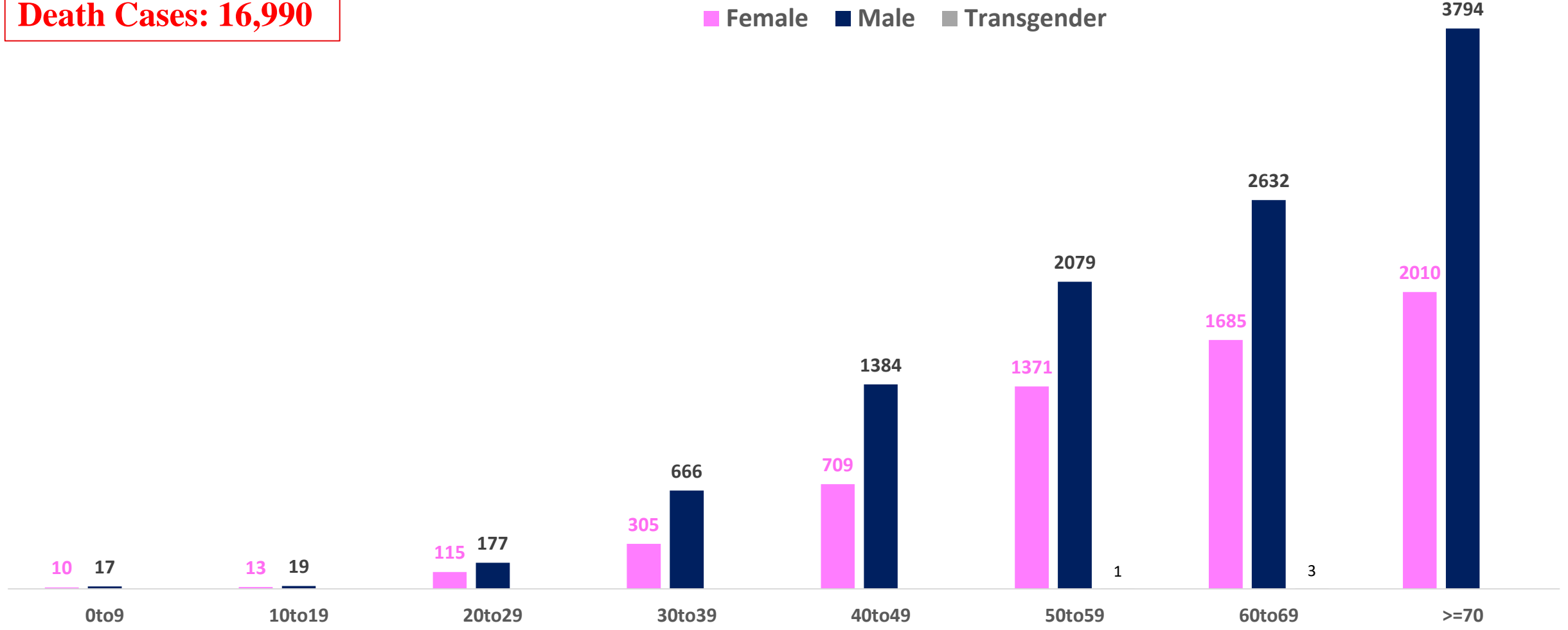
-  Level 1 : 0 to 2 Cases
-  Level 2 : 2 to 5 Cases
-  Level 3 : 5 to 10 Cases
-  Level 4 : 10 to 25 Cases
-  Level 5 : More than 25 Cases
-  Zone Boundaries



AGE AND GENDER WISE DISTRIBUTION OF DEATH CASES



Death Cases: 16,990





COVID-19 SCENARIO IN BENGALURU AND OTHER METROPOLITAN CITIES



CITY NAME	Positive Cases	Active Cases	Recovered	Deceased	Vaccine Doses Administered
New Delhi	20,06,859	128	19,80,215	26,516	3,73,17,328
Bengaluru*	18,75,813	1,385	18,57,438	16,990	2,37,78,980
Mumbai	11,53,849	164	11,33,943	19,742	2,21,34,555
Chennai	7,93,046	86	7,83,889	9,071	1,13,96,462

Source : <https://dashboard.cowin.gov.in/> at 5:00pm (19.11.2022)
Source : <https://www.covid19bharat.org/> at 5:00pm (19.11.2022)

*includes BBMP & Bengaluru Urban



SNAPSHOT OF COVID-19 CASES IN BENGALURU URBAN



**Total Wards With
< = 5 Cases* :
187**

**Tests Conducted
on 18.11.2022:
955**

**Recovery
Rate*:
99.02%**

**Total
Active Cases :
1,385**

**Total Vaccinated
on 18.11.2022:
463**

**Positivity
Rate* :
2.68%**

**Active
Rate*:
0.07%**

**Case
Fatality Rate* :
0.00%**





*Total positive cases In the past 7 days

*CFR and positivity is for Past 7 days



ಬೃಹತ್ ಬೆಂಗಳೂರು ಮಹಾನಗರ ಪಾಲಿಕೆ
Bruhat Bengaluru Mahanagara Palike



Download BBMP Bulletin	https://apps.bbmpgov.in/covid19/mediabulletin.php
To register for vaccination :	https://selfregistration.cowin.gov.in/
BBMP COVID19 Dashboard:	https://apps.bbmpgov.in/covid19/
Follow us on:	 www.facebook.com/bbmp.comm1/
	 twitter.com/BBMPCOMM
	  BBMPSplHealth



Issued by:

**Honorable Chief Commissioner, BBMP
Special Commissioner Health & IT, BBMP
MD, Bengaluru Smart City Limited**

THANK YOU !